

Domekt R 400 V

Maximal air flow, m ³ /h	287
Panel thickness, mm	25
Unit weight, kg	64
Supply voltage, V	1~230
Maximal operating current, A	HE 5,5
Thermal efficiency of heat recovery, %	87
Reference flow rate, m ³ /s	0,056
Reference pressure difference, Pa	50
SPI, W/(m ³ /h)	0,27
Filters dimensions BxHxL, mm	450x210x46-M5
Electric power input of the fan drive at reference flow rate, W	23
Electric power input of the fan drive at maximum flow rate, W	71
Electric air heater capacity, kW / Δt, °C	1 / 13,8
Control panel	C6.1 / C6.2
Maintenance space, mm	450



The photo is intended for informational purposes only, exact details may vary.

Acoustic data

A-weighted sound power level L_{WA} , dB(A) at reference flow rate

Supply inlet	52
Supply outlet	65
Exhaust inlet	52
Exhaust outlet	65
Casing	39

A-weighted sound pressure level L_{pA} , dB(A)

10 m² normally isolated room, distance from casing – 3 m.

Surroundings	29
--------------	----

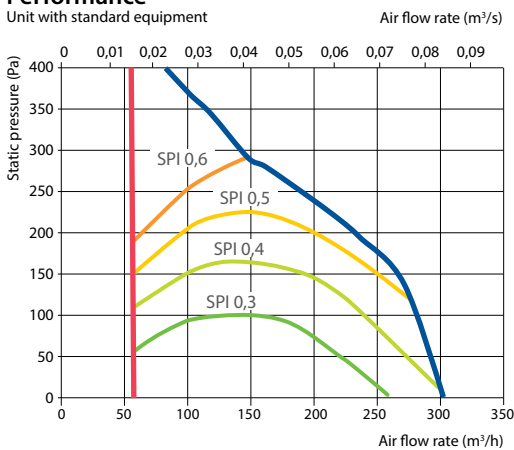
Temperature efficiency

Outside temperature, °C	Winter					Summer		
	-23	-15	-10	-5	0	25	30	35
After heat exchanger*, °C	15,2	16,4	17,2	17,9	18,7	22,5	23,2	24,0

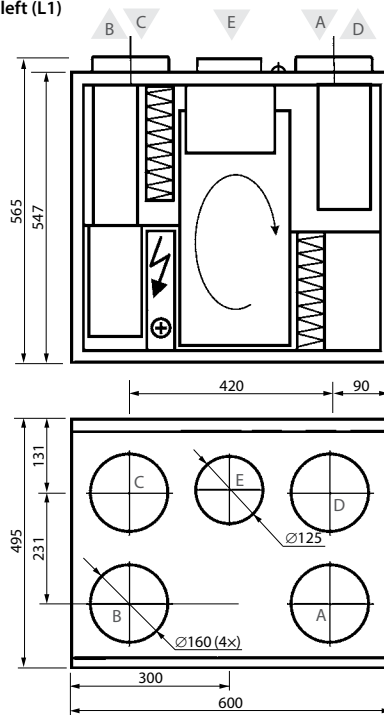
* indoor +22°C, 20 % RH

Performance

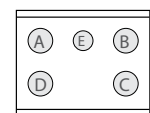
Unit with standard equipment



Shown as left (L1)



Shown as right (R1)



- A outdoor intake
- B supply air
- C extract indoor
- D exhaust air
- E additional extraction connection (by-pass – extraction without heat recovery)

Accessories

Closing damper	AGUJ-M-160+LF230/LM230
Silencer	A/D AGS-160-50-600-M
	B/C AGS-160-50-900-M
Water heater	DH-160
PPU	PPU-HW-3R-15-0,4-W1

2-way valve (water heater)	VVP47.10-0,4
Air heater-cooler	DCW-0,4-3 / DHCW-160
2-way valve (water cooler)	VVP47.10-1,6
DX cooler	DCF-0,4-3